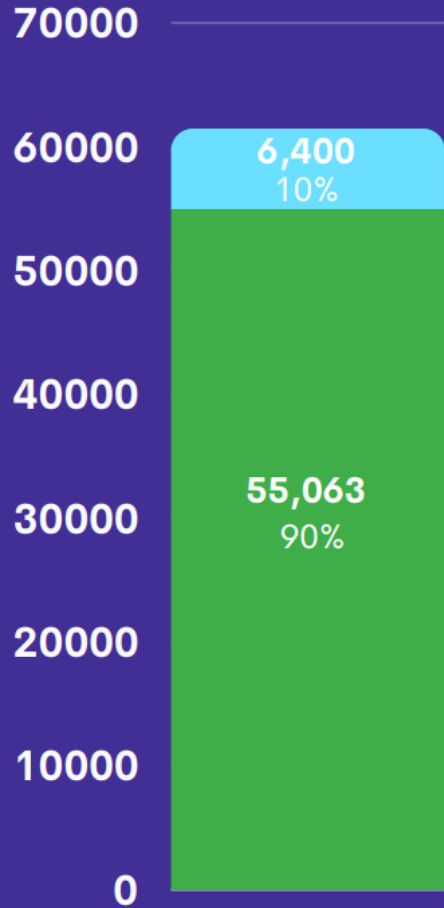


## 2<sup>nd</sup> Quarter

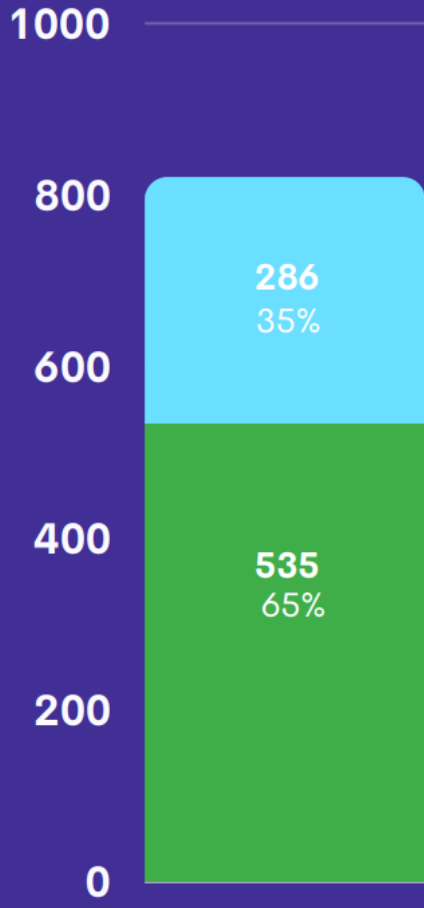
Total Unduplicated Uninsured Patients = 61,463  
(July 1, 2023 - June 30, 2024)



● 2nd Qtr New Unduplicated Patients  
(April 1, 2024 - June 30, 2024)

\*\*53 member clinics reported (includes Non-Medicaid & Medicaid Provider clinics)

Total Unduplicated Medicaid Patients = 821  
(July 1, 2023 - June 30, 2024)

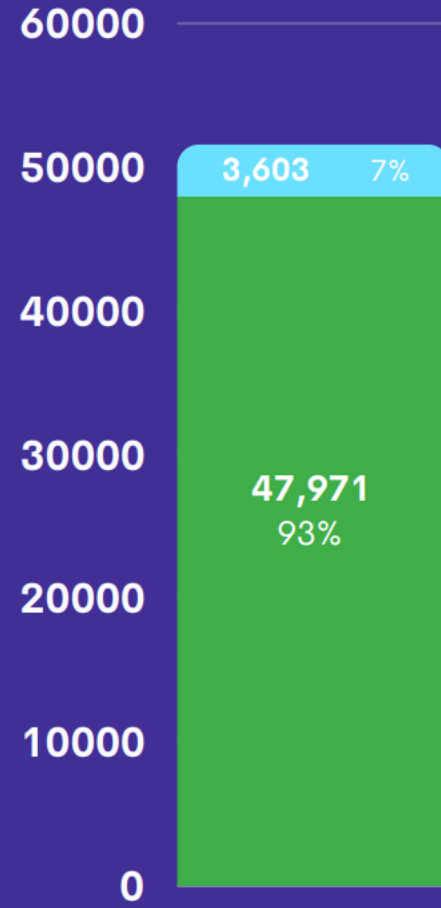


● 2nd Qtr New Unduplicated Medicaid Patients  
(April 1, 2024 - June 30, 2024)

\*\*6 of 53 member clinics reported being Medicaid Providers

## 3<sup>rd</sup> Quarter

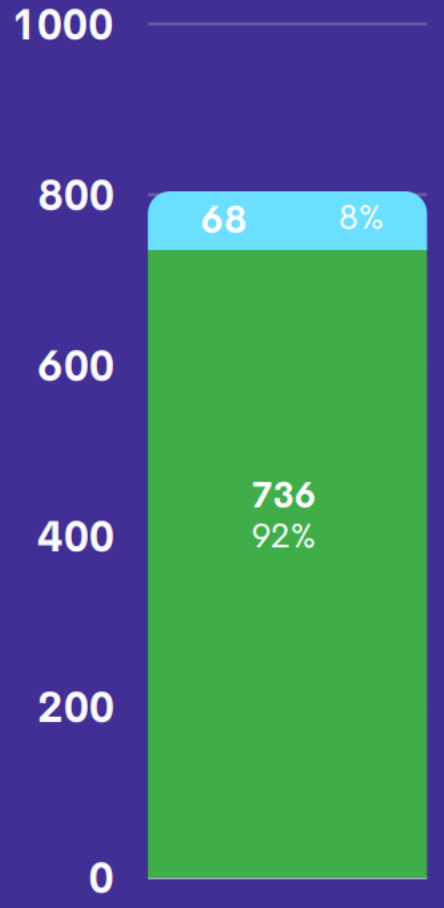
Total Unduplicated Uninsured Patients = 51,574  
(October 1, 2023 - September 30, 2024)



● 3rd Qtr New Unduplicated Patients  
(July 1, 2024 - September 30, 2024)

\*\*51 member clinics reported (includes Non-Medicaid & Medicaid Provider clinics)

Total Unduplicated Medicaid Patients = 804  
(October 1, 2023 - September 30, 2024)



● 3rd Qtr New Unduplicated Medicaid Patients  
(July 1, 2024 - September 30, 2024)

\*\*5 of 51 member clinics reported being Medicaid Providers

## 2<sup>nd</sup> Quarter

Dec. 1, 2023 – June 30, 2024



**4,472**

# OF UNDUPLICATED UNINSURED PATIENTS ENROLLED INTO THE NC MEDICAID PROGRAM

**4,114**

# OF UNDUPLICATED UNINSURED PATIENTS LOST (NO LONGER SEEN) DUE TO MEDICAID EXPANSION

**2,862**

# OF MEDICAID PATIENTS THAT NON-MEDICAID PROVIDER MEMBERS CONTINUED TO CARE FOR DURING THEIR TRANSITION TO A MEDICAID PROVIDER

**9%**

% of unduplicated uninsured patients lost by Non-Medicaid member clinics due to Medicaid Expansion

**64%**

% of Medicaid patients that Non-Medicaid Provider members continued their care during transition to a Medicaid Provider

\*\*36 member clinics responded out of 47 Non-Medicaid member clinics

## 3<sup>rd</sup> Quarter

Jul. 1st, 2024 – Sept. 30th, 2024



**504**

# OF UNDUPLICATED UNINSURED PATIENTS ENROLLED INTO THE NC MEDICAID PROGRAM

**845**

# OF UNDUPLICATED UNINSURED PATIENTS LOST (NO LONGER SEEN) DUE TO MEDICAID EXPANSION

**979**

# OF MEDICAID PATIENTS THAT NON-MEDICAID PROVIDER MEMBERS CONTINUED TO CARE FOR DURING THEIR TRANSITION TO A MEDICAID PROVIDER

**2%**

% of unduplicated uninsured patients lost by Non-Medicaid member clinics due to Medicaid Expansion

**49%**

% of Medicaid patients that Non-Medicaid Provider members continued their care during transition to a Medicaid Provider from prior quarters

**51%**

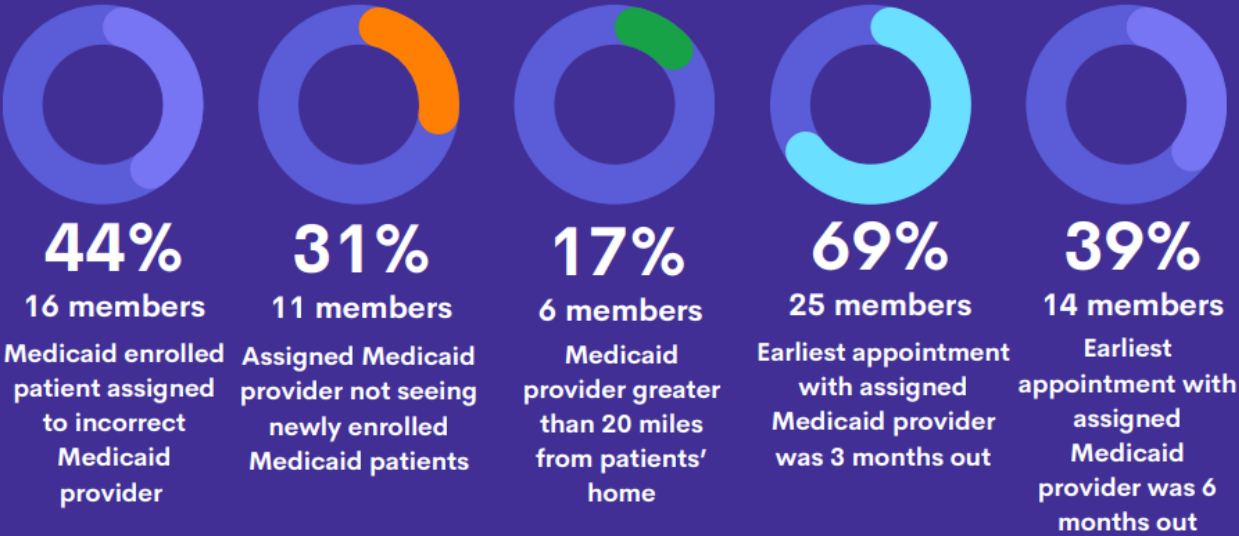
% of Medicaid patients that Non-Medicaid Provider members continued their care during transition to a Medicaid Provider from 3rd quarter

\*\*46 Non-Medicaid member clinics

## 2<sup>nd</sup> Quarter

### Medicaid Expansion Circumstances

Dec. 1, 2023 – June 30, 2024

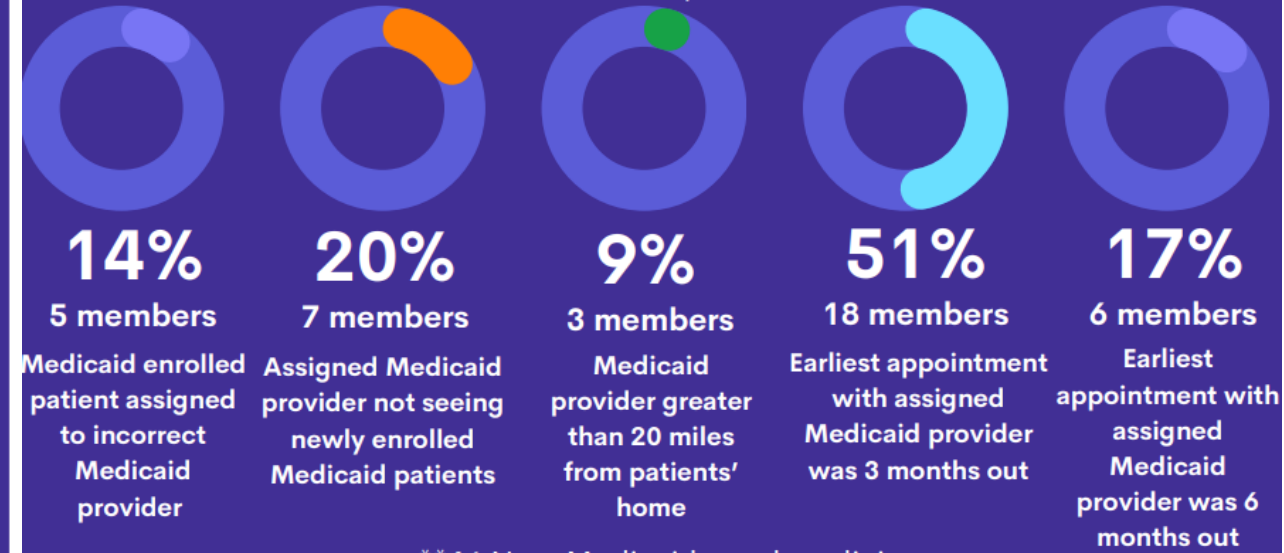


\*\*36 member clinics responded out of 47 Non-Medicaid member clinics

## 3<sup>rd</sup> Quarter

### Medicaid Expansion Circumstances

Jul. 1st 2024 – Sept. 30th 2024



\*\*46 Non-Medicaid member clinics

## 2<sup>nd</sup> Quarter

## 3<sup>rd</sup> Quarter

### Other Circumstances:

- Patients were unable to afford \$4 copay and we continued to provide meds.
- Patients unaware of Medicaid coverage.
- To maintain medication compliance, enrollees were allowed to remain in the free pharmacy program through the end of their certification term.
- No primary care provider was assigned.



### Other Circumstances:

- The earliest appointment with assigned provider was more than a month out.
- Patients were unaware of Medicaid coverage.
- Patients needed assistance with obtaining medications until seen by a Medicaid provider.
- Patients had transportation issues.



Fifty-three members (77%) of the total NCAFCC membership (69) completed the Medicaid Expansion Survey for the second quarter.

Fifty-one members (74%) of the total NCAFCC membership (69) completed the Medicaid Expansion Survey for the third quarter.